



Part Selection

**Completion of Part C (Residence of First-Time Degree/Certificate-Seeking Undergraduates) is optional this year.**

**Do you wish to complete Part C this year?**


**If you select 'Yes', you will be expected to complete the Part C screens.**

**If you select 'No', you will skip Part C.**

<input type="radio"/>	No, I will not complete Part C
<input checked="" type="radio"/>	Yes, I will complete Part C

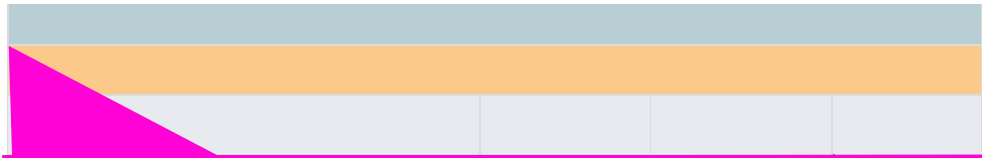

















[Dark Teal Header]		
[Light Teal Cell]	[Light Teal Cell]	
[Light Teal Cell]	[Light Teal Cell]	[Light Teal Cell]
[Light Teal Cell]	[Light Teal Cell]	[Light Teal Cell]






Part C - Screening Question

**Did any of your first-time degree/certificate-seeking undergraduate students (reported in Part A) enroll within 12 months of graduating high school or receiving their GED?**


- No, we do not have any first-time students who enrolled within 12 months of their high school graduation.
- Yes, we have first-time students who enrolled within 12 months of their high school graduation.

**You may use the space below to provide context for the data you've reported above.**





[Unreadable Header]			
[Unreadable]	[Unreadable]	[Unreadable]	[Unreadable]
[Unreadable]	[Unreadable]	[Unreadable]	[Unreadable]
[Unreadable]	[Unreadable]	[Unreadable]	[Unreadable]
[Unreadable]	[Unreadable]	[Unreadable]	[Unreadable]
[Unreadable]	[Unreadable]	[Unreadable]	[Unreadable]
[Unreadable]	[Unreadable]	[Unreadable]	[Unreadable]
[Unreadable]	[Unreadable]	[Unreadable]	[Unreadable]
[Unreadable]	[Unreadable]	[Unreadable]	[Unreadable]
[Unreadable]	[Unreadable]	[Unreadable]	[Unreadable]
[Unreadable]	[Unreadable]	[Unreadable]	[Unreadable]
[Unreadable]	[Unreadable]	[Unreadable]	[Unreadable]
[Unreadable]	[Unreadable]	[Unreadable]	[Unreadable]
[Unreadable]	[Unreadable]	[Unreadable]	[Unreadable]
[Unreadable]	[Unreadable]	[Unreadable]	[Unreadable]
[Unreadable]	[Unreadable]	[Unreadable]	[Unreadable]
[Unreadable]	[Unreadable]	[Unreadable]	[Unreadable]
[Unreadable]	[Unreadable]	[Unreadable]	[Unreadable]
[Unreadable]	[Unreadable]	[Unreadable]	[Unreadable]
[Unreadable]	[Unreadable]	[Unreadable]	[Unreadable]
[Unreadable]	[Unreadable]	[Unreadable]	[Unreadable]
[Unreadable]	[Unreadable]	[Unreadable]	[Unreadable]










[Redacted]		
[Redacted]		
[Redacted]		
[Redacted]		
[Redacted]		
[Redacted]		
[Redacted]	[Redacted]	[Redacted]
[Redacted]		
[Redacted]	[Redacted]	

[Dark Teal]		
[Dark Teal]		
[Light Teal]		
[Medium Teal]		
[Light Teal]	[Light Teal]	[Light Teal]
[Medium Teal]		
[Light Teal]	[Light Teal]	[Light Teal]
[Light Teal]	[Light Teal]	[Dark Teal]
[Medium Teal]	[Medium Teal]	[Dark Teal]
[Light Teal]		


Part F - Student-to-Faculty Ratio

Please provide your institution's student-to-faculty ratio (i.e., student-to-instructional staff) for undergraduate programs for Fall 2017. The student-to-faculty ratio and any accompanying context that is provided will be displayed on College Navigator.

Note: Logic in this item is similar to item I-2 from the Common Data Set data collection.

Click [here](#) to use a worksheet to help you determine the student-to-faculty ratio

Student-to-faculty ratio	<input type="text" value="18"/>	to 1
Student-to-faculty ratio prior year	17	to 1

 You may use the space below to provide context for the data you've reported above. These context notes will be posted on the College Navigator website, and should be written to be understood by students and parents.







